



# GENERAL PRACTICE ALERT STATE SITREP | 21.06.2024

## LANCASHIRE & CUMBRIA DATA

GPAS STATUS

OPEL CONVERSION

CLINICAL ACTIVITY

RETURN RATE

OPEL

2

24/1000

44%

## IMPORTANT FIGURES

440,883

MIN NUMBER OF PATIENTS COVERED BY AMBER + PRACTICES (1)

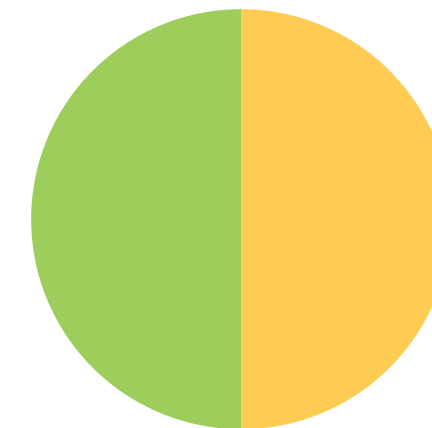
280,356

INDICATIVE NUMBER OF PATIENT CONTACTS IN GENERAL PRACTICE THS WEEK (2)

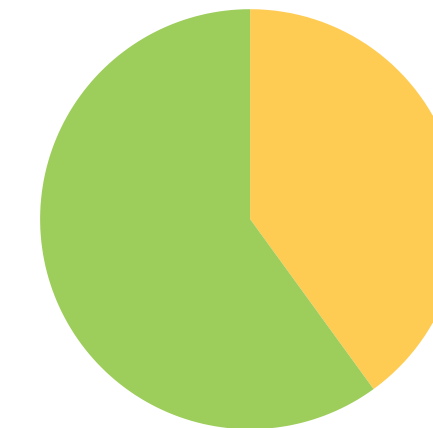
## LOCALITY DATA

	GPAS STATUS	OPEL STATUS	CLINICAL ACTIVITY	RETURN RATES
Blackpool		3	19/1000	50%
Fylde & Wyre		2	32/1000	56%
Morecambe Bay		3	23/1000	42%
West Lancs	Insufficient responses			
Greater Preston		1	28/1000	45%
Chorley & S. Ribble		1	22/1000	42%
East Lancs		2	18/1000	51%
Blackburn W/Darwen	Insufficient responses			
North Cumbria		3	30/1000	44%

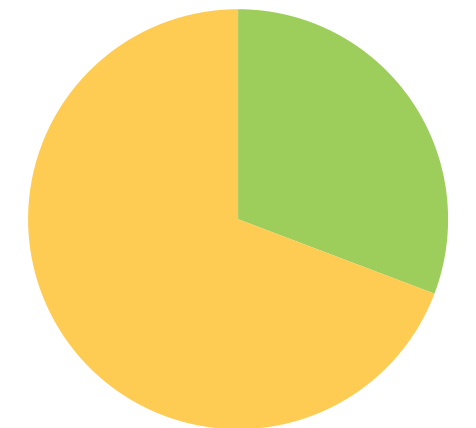
Blackpool




Fylde & Wyre



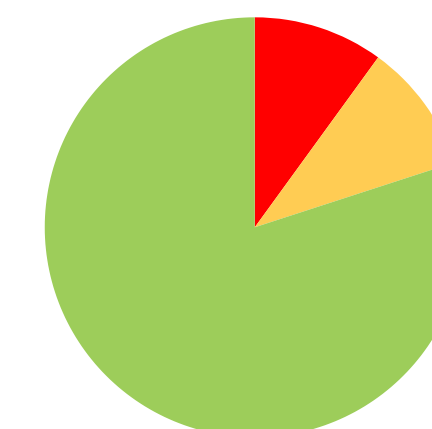
Morecambe Bay



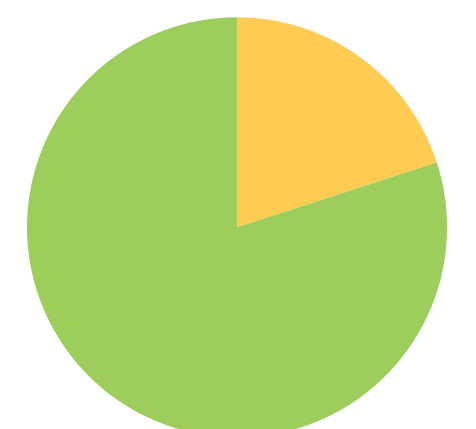
West Lancs



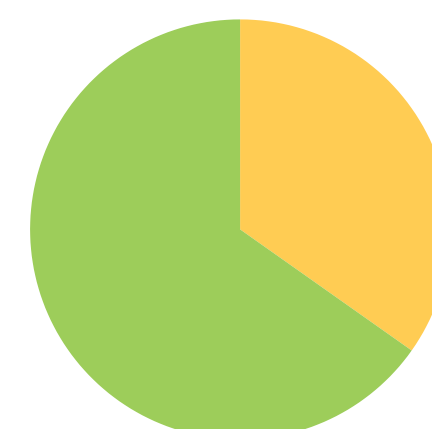
Greater Preston




Chorley & S. Ribble



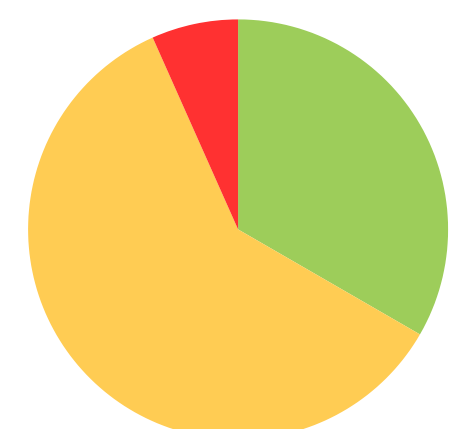
East Lancs



Blackburn W/Darwen



North Cumbria



# A SELECTION OF THIS WEEK'S PRACTICE COMMENTS

Locum cover called in sick unfortunately.  
 Clinicians always have more than 25 consults per day (as per BMA guidance).  
 Short on nursing, had to use locum nurse.

## GPAS CHANGE SINCE LAST SITREP

	Last Week	This Week	Trend	Note
Blackpool	Black	Amber		
Fylde & Wyre	Black	Amber		
Morecambe Bay	Amber	Amber	→	
West Lancs	Insufficient responses			
Greater Preston	Amber	Green	↓	OPEL 2 to OPEL 1
Chorley & S. Ribble	Black	Green		
East Lancs	Amber	Amber	→	
Blackburn W/Darwen	Insufficient responses			
North Cumbria	Amber	Amber	→	

## A QUICK GUIDE TO THE GPAS STATES

- BLACK** Practice will fail within one month. Urgent system intervention required.
- RED** Sustainable in the short term. Needs system support.
- AMBER** Sustainable in the medium term (6 months max). Probably needs system support.
- GREEN** Fully Sustainable.

### LMC NOTE:

Please continue to share your data with us so that we can ensure the system is aware of any capacity and demand concerns pertaining to General Practice.

(1) This figure is accurate and is the sum of the list sizes submitting from those Practices registering as amber, Red and Black  
 (2) This figure is approximate and calculated by using the clinical activity figure for Lancashire & Cumbria multiplied by 5